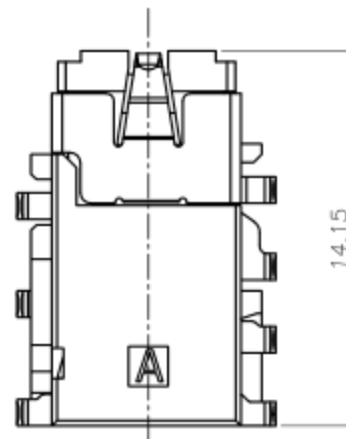
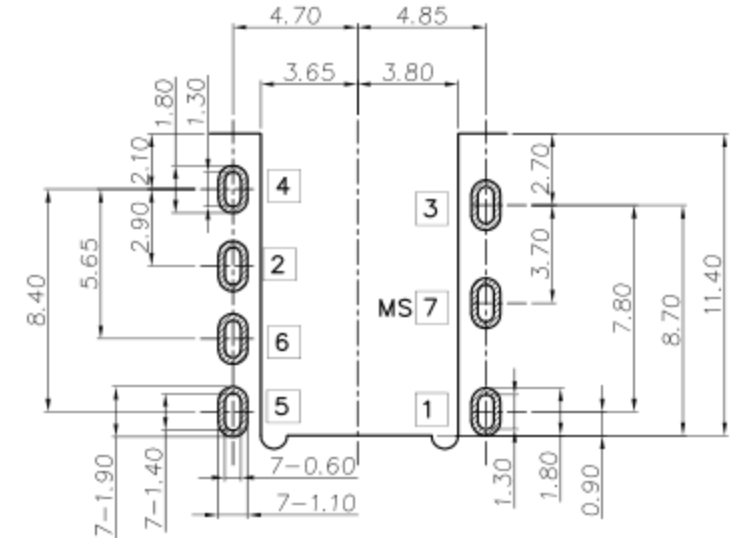
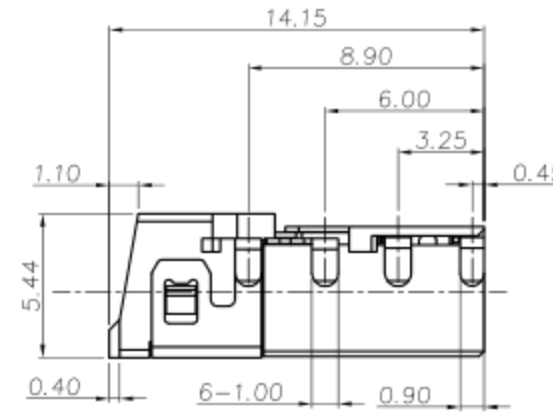
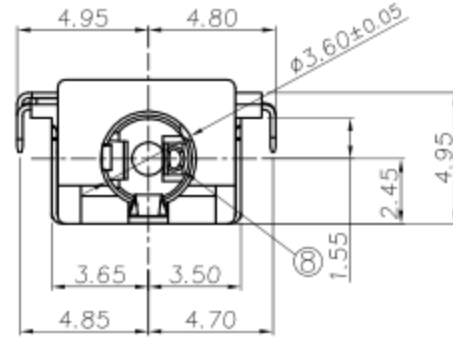
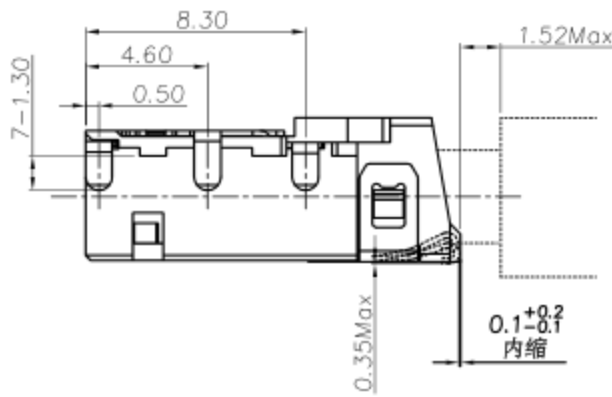
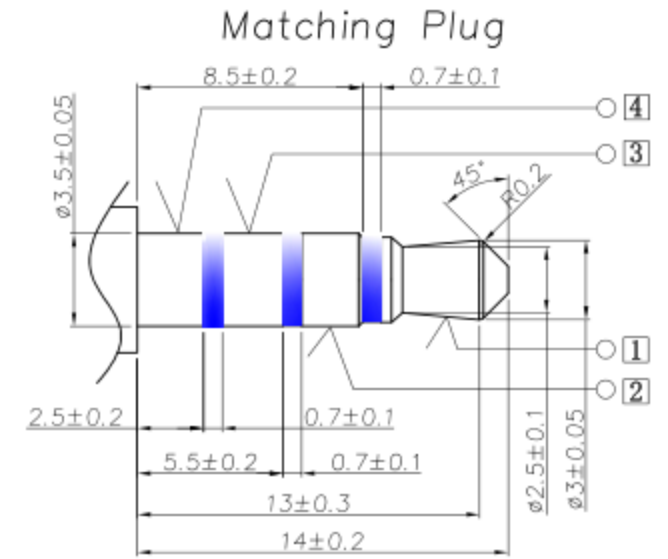
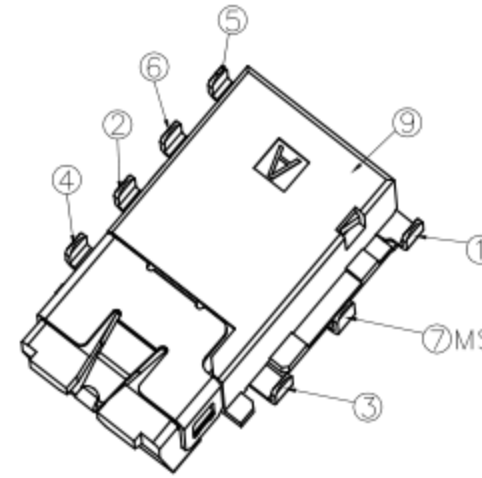
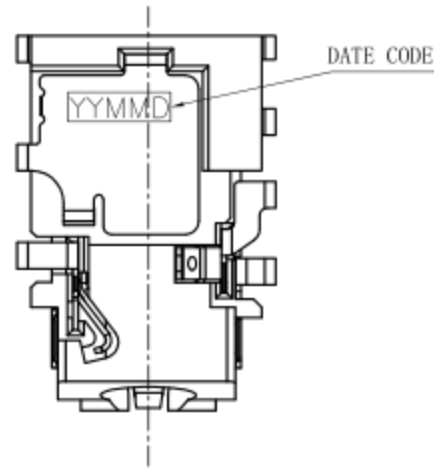


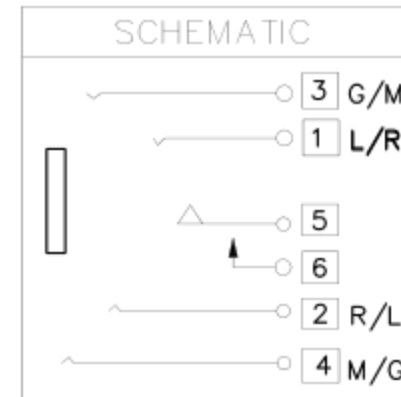
MODEL NO. :
 PJR-D3145J-ABK7AU04L-RH
 (1) (2)(3) (4)(5)(6)

- (1) Series no.
- (2) Schematic type: A
- (3) Housing color:
BK7=Black
- (4) Terminal plating:
AU04=Plating AU 5u".
- (5) Packing mode:L=Reel packing
- (6) Environmental requirements:
Rh=RoHS 2.0 + Halogen Free



SPECIFICATION:

- 1. Electrical characteristics
 - 1-1. Current rating:DC 0.5A max.
 - 1-2: Voltage rating:DC 30V.
 - 1-3: Contact resistance:50mΩ max.
 - 1-4. Insulation resistance:100MΩ min. at 500V DC.
 - 1-5. Withstanding voltage:500V AC for 1 minute.
- 2. Mechanical characteristics
 - 2-1. Life test:5000 cycles min,
 - 2-2. Mating force:3~30N,
Unmating force:3~30N.



RECOMMENDED P. C. B. LAYOUT (t=1.0mm)
 TOP VIEW (TOLRANCE: ±0.05)

NO.	DESCRIPTION	QTY	MATERIAL	REMARK
9	Housing	1	HIGH TEMPERATURE PLASTIC	Black
8	Insulator	1	HIGH TEMPERATURE PLASTIC	Black
6	Shunt terminal [6]	1	Phosphor bronze, 0.20t	Gold Flash On Contact And Solder Tail Area, Nickel UnderPlated
5	Transfer Spring [5]	1	Phosphor bronze, 0.20t	
7	Shell	1	Phosphor bronze, 0.20t	Nickel Plated
4	Ring spring [3]	1	Phosphor bronze, 0.20t	
3	Ring spring [2]	1	Phosphor bronze, 0.20t	Su*Au On Contact Area And Gold Flash on Solder Tail Area, All over Nickel Plated
2	Tip spring [1]	1	Phosphor bronze, 0.20t	
1	Earth spring [4]	1	Phosphor bronze, 0.20t	

ECN NO.	REV	DATE	DESCRIPTION	CHANGE	APPRO.	GENERAL TOLERANCE UNLESS OTHERWISE NOTED	SCALE: 1:1	UNIT:mm	A4
	A-0	2018. 10. 25	NEW	罗振强	李海鸥	Angle ±2° .x ±0.35 .xx ±0.25 .xxx ±0.10	DESIGN 罗振强 2018. 10. 25		
							CHECK		
							APPROVAL		

东莞市高迪电子有限公司

CUSTOMER DRAWING	TITLE:	φ3.5mm PHONE JACK
	MODEL NO.	PJR-D3145J-ABK7AU04L-RH
	FILE NO.	Q/DY. QW-001A-0xxx